



Influence of a polarised primary source on the X-ray polarisation resulting from disc reflection in AGN

Michal Dovčiak

Astronomical Institute of the CAS
Prague

Marin & Goosmann
Strasbourg Astronomical
Observatory

Svoboda & Karas
Astronomical Institute
Prague

Matt
University
Roma Tre

Muleri
IASF
Rome

The first conference on the XIPE mission
24th–26th May 2016
Valencia, Spain

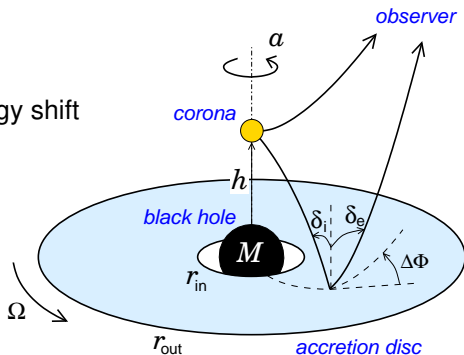
Scheme of the lamp-post geometry

- ▶ **central black hole** → mass, spin
- ▶ **accretion disc**
 - Keplerian, geometrically thin, optically thick and neutral
- ▶ **compact corona**
 - isotropic power-law emission
 - static (or slow motion)
 - height, photon index
- ▶ **relativistic effects:**
 - Doppler and gravitational energy shift
 - light bending (lensing)
 - aberration (beaming)
- ▶ **references:**
 - Matt (1993)
 - Dovčiak, Muleri, Goosmann, Karas & Matt (2011)

Corona: P_p, χ_p

Disc: P_{loc}, χ_{loc}
→ Chandrasekhar (1960)

Relativistic effects: $\chi_o, \chi_d, \chi_{do}$



Stokes parameters at infinity

$$S(P_p, \chi_p) = S(0, -) + P_p \{ [S(1, 0) - S(0, -)] \cos 2\chi_p + [S(1, \pi/4) - S(0, -)] \sin 2\chi_p \}$$

$$I(E) = G_p I_p(E/g_p) + \int_{\Sigma} dS G I_{loc}(E/g)$$

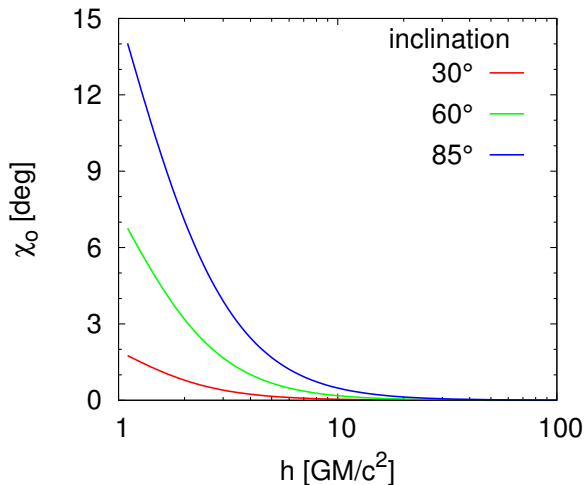
$$Q(E) = G_p P_p(E/g_p) I_p(E/g_p) \cos 2[\chi_p(E/g_p) + \chi_o] + \int_{\Sigma} dS G P_{loc}(E/g) I_{loc}(E/g) \cos 2[\chi_{loc}(E/g) + \chi_{do}]$$

$$U(E) = G_p P_p(E/g_p) I_p(E/g_p) \sin 2[\chi_p(E/g_p) + \chi_o] + \int_{\Sigma} dS G P_{loc}(E/g) I_{loc}(E/g) \sin 2[\chi_{loc}(E/g) + \chi_{do}]$$

I_{loc} , P_{loc} and χ_{loc} depend on:

- ▶ local geometry of scattering (μ_i , μ_e , $\Delta\varphi$)
- ▶ incident polarisation properties (P_p , χ_p , χ_d)

Relativistic effects – lamp to observer

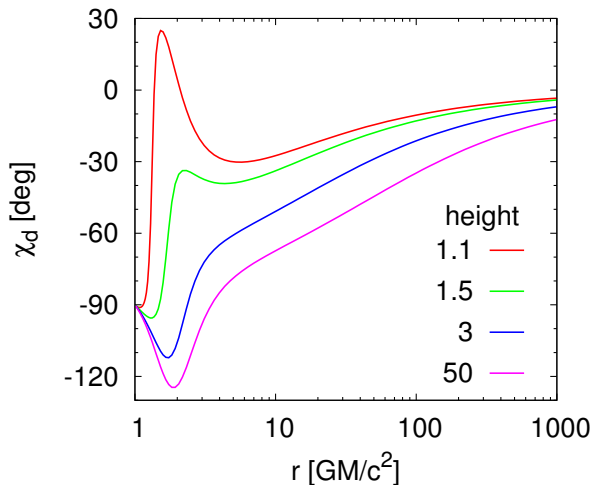


$$\tan \chi_0 = a \frac{\beta - h \sin \theta_0}{a^2 \sin \theta_0 + \beta h}$$

relativistic change
of polarisation angle χ_0 :

- ▶ is relatively small
(and zero for non-rotating BH)
- ▶ has counter-clockwise direction
- ▶ increases with
 - inclination
 - BH spin
 - lower height

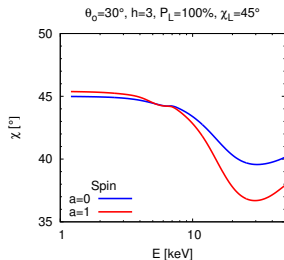
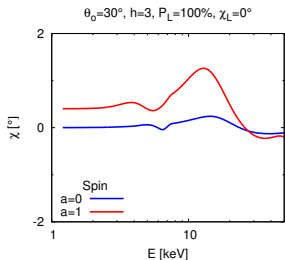
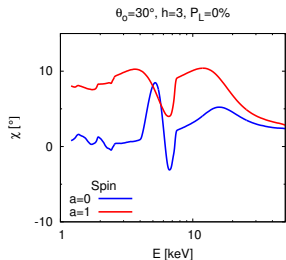
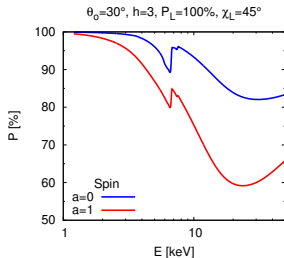
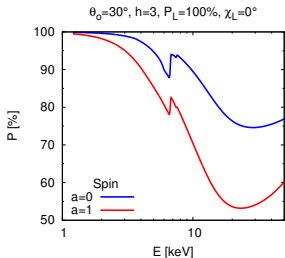
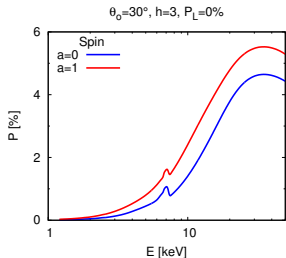
Relativistic effects – lamp to disc



Relativistic change
of polarisation angle χ_d :

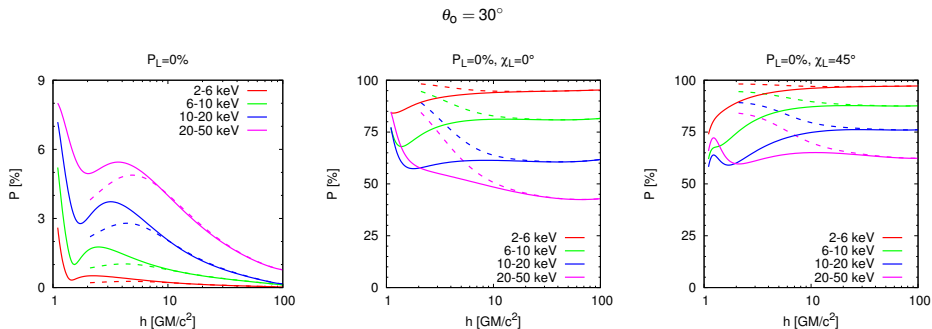
- ▶ is quite large (especially close to the BH)
- ▶ has mostly clockwise direction
- ▶ special relativistic effects important (aberration)
- ▶ for highly spinning BH and very low heights, gravitational dragging causes rotation in counter-clockwise direction

Energy dependence



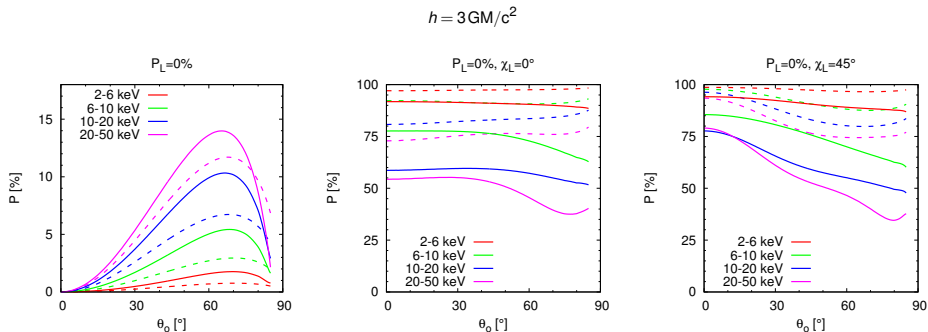
- ▶ polarisation changes with energy
→ primary power-law decrease and reflection Compton hump
- ▶ features at the energies of spectral lines and edges

Dependence on height



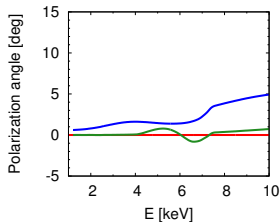
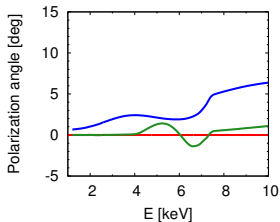
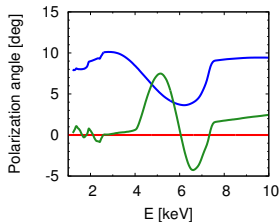
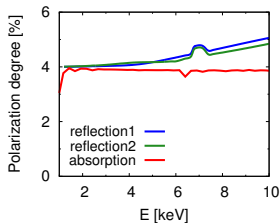
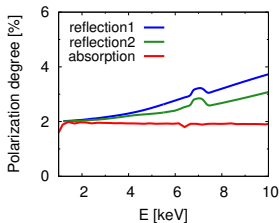
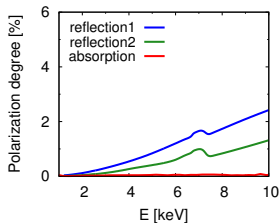
- ▶ larger changes in polarisation and de-polarisation for higher energies
- ▶ larger effect for higher spin
- ▶ largest polarisation for small heights ($h \lesssim 10$)
- ▶ significant de-polarisation for all heights

Dependence on inclination



- ▶ larger changes in polarisation and de-polarisation for higher energies
- ▶ larger effect for higher spin
- ▶ largest polarisation for inclinations $55^\circ \lesssim \theta_0 \lesssim 75^\circ$
- ▶ usually significant de-polarisation for all inclinations

Reflection versus absorption – MCG-6-30-15



Inclination:	30°
Spin:	$a = 0, a = 1$
Photon index:	$\Gamma = 2$
Height:	$h = 2.5 GM/c^2$
Primary pol. deg:	$P = 0, 2, 4\%$
Primary pol. ang:	$\chi = 0^\circ$

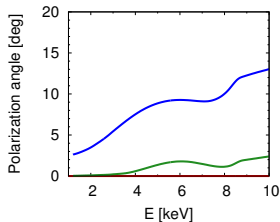
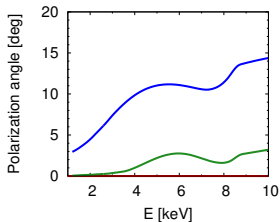
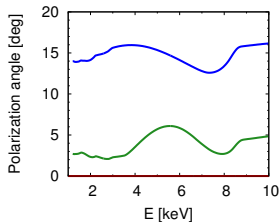
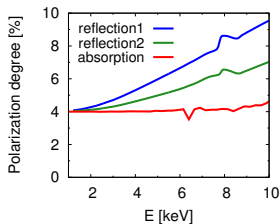
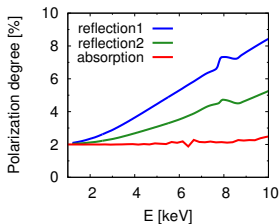
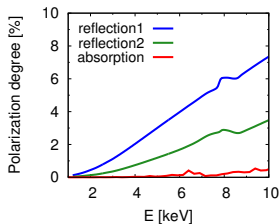
Absorption scenario – clumpy wind:

→ constant polarisation degree and angle

Reflection scenario:

→ energy dependent polarisation degree and angle

Reflection versus absorption – NGC-1365



Inclination:	60°
Spin:	$a = 0, a = 1$
Photon index:	$\Gamma = 2$
Height:	$h = 2.5 GM/c^2$
Primary pol. deg:	$P = 0, 2, 4\%$
Primary pol. ang:	$\chi = 0^\circ$

Absorption scenario – *obscuring circumnuclear clouds:*

→ constant polarisation degree and angle

Reflection scenario:

→ energy dependent polarisation degree and angle

Summary of results

- ▶ relativistic effects from the lamp to the observer are small
- ▶ relativistic effects from the lamp to the disc are large even for high heights and large radii
- ▶ largest polarisation degree for
high spin, low heights, inclinations of $55^\circ - 75^\circ$ and high energy
- ▶ expected variation of polarisation angle with energy is $\Delta\chi \lesssim 10^\circ$